


DENTAL FILLINGS



COMPUTER DESIGNED PORCELAIN FILLINGS PROVIDE DURABILITY, TOOTH HEALTH AND LONGEVITY.

When it is time to replace your old amalgam fillings, either traditional White Resin Fillings or Computer Designed Porcelain Fillings are your choices. Traditional White Resin Fillings are well suited for smaller sized fillings, however they are susceptible to cracking or falling out in larger cavities. Computer Designed Porcelain Fillings are better able to rebuild large cavities and rebuild strength into weak teeth.

Choosing the right type of Filling is extremely important for durability, tooth health and longevity! You and our team will discuss the merits of each for each individual tooth. Our aim to you is a healthy tooth for many years to come.

Old Amalgam Fillings

Old Amalgam Fillings often function acceptably for a long time, but problems can go undetected and build up underneath. Because of their dark grey colour, Old Amalgam Fillings hide these developing cracks and leakage. This gives time for cracks to propagate and decay to penetrate deep into the tooth. Often this is not apparent until symptoms such as sensitivity occurs.

Computer Designed Porcelain Fillings

The Computer Designed Porcelain Filling is the modern version of a Premium Filling. There is no comparison to the quality of fit for these new Fillings to the Old Amalgam or Resin Fillings. They are super strong and give a long-term treatment solution. **The result is a very aesthetic filling: with stronger, longer lasting treatment outcomes.**

The Trios Digital System takes an accurate scan of your teeth and gums by waving a camera inside of the mouth, NO gooeey impression! The system is accurate, quick and the quality is exceptional.









At Brisbane Smiles our excellence is not only smiles and aesthetics. Combining our Cad-cam technology with the experience of qualified Dental Technicians our Computer Designed Porcelain Fillings using Cad-Cam and 3D Milling and 3D printing are hand-polished and fitted to the highest quality and finish. The Computer Designed Porcelain Fillings require two appointments to maximise the strength, accuracy of the marginal fit and aesthetics. This requires several hours in a Porcelain Furnace to give high strength properties, something the single visit treatments cannot achieve without forgoing these qualities. The final Computer Designed Filling is Emax Porcelain, used for its superior strength and fracture resistance.

FACTS

The Computer Designed Porcelain Filling outperforms a Resin Filling in all categories!

Computer designed porcelain Fillings	Resin Fillings
Made in OUR Laboratory from Digital Scan	Made in the mouth
Visits: Two	Visits: One
Last For: + + + + Wear Strength: + + + Fracture Strength: + + + Aesthetics: + + + Fit and Accuracy: + + +	Last For: + Wear Strength: + Fracture Strength: + Aesthetics: + + Fit and Accuracy: +
Cost + + +	Cost: +

PROCESS FOR COMPUTER DESIGNED PORCELAIN FILLINGS

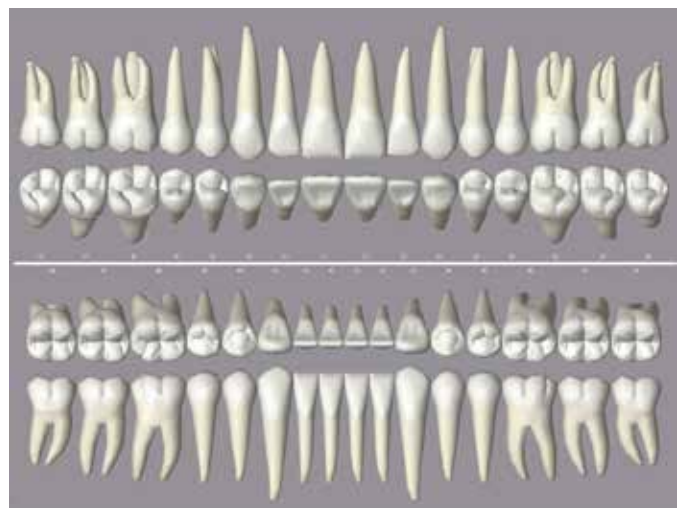
<p>1 Old Filling, Decayed and weakened tooth with cracks in filling and tooth</p>		<p>4 Computer Design of the Fillings</p>	
<p>2 Tooth is cleaned, fillings and cracks removed</p>		<p>5 Cad-Cam Milled and 3D Printed Models</p>	
<p>3 Scanning takes just minutes</p>		<p>6 The Computer Designed Porcelain Fillings are bonded to the tooth</p>	

YOUR PLAN

Your Dentist has outlined the following teeth require new Fillings.

The Reason for treatment is:

- Structurally Weak
- Decay
- Erosion
- Tooth Wear
- Crack in Tooth
- Old Defective Filling
- Questionable Filling



More about Dental Fillings

The purpose of this brochure is to overview the two main options for “Restoring a Tooth with a Dental Filling”. The information is general in nature and you should seek the advice of an appropriately qualified Health Practitioner for your individual situation.

Root Canal Treatment: Deep Decay, Fillings, or Crowns can result in the need for Root Canal Treatment of a Tooth, and this may not become apparent until after the treatment is complete. The signs and indications for Root Canal Treatment are toothache, tenderness to biting or extreme, lingering sensitivity.

Cracks in Teeth: When removing Old Fillings there may be underlying Cracks in the tooth that may be uncovered. These may not give any signs or symptoms beforehand, but afterwards may become sensitive. These cracks need larger Porcelain Fillings, Crowns, Root Canal Treatment and rarely extracting the tooth. Results are better with earlier treatment as the first signs of cracks become apparent.

Situations requiring Crowns: When cracks cannot be completely removed from a tooth, a decision may be made to place a crown on the tooth. This may be indicated as the best way to stabilise the tooth, but even this is sometimes going to require further treatment such as Root Canal Treatment or Extraction. A crown may slow the progression of cracks.

Sensitivity: After having a Resin Filling, Porcelain Filling or a Crown, the tooth may become Sensitive. This would usually be in response to a stimulus such as hot or cold and normally settles to go away after one minute. This increased sensitivity will usually be gone within 2-3 months or otherwise Root Canal Treatment may be indicated.

Future Care: Having a Computer Designed Porcelain Filling or Crown doesn't make the tooth invincible. The quality of cleaning around the tooth will ultimately determine how long until further care is required. Any type of Filling or Crown will not last forever and the Facts in this brochure are a general outline only.



brisbane **smiles**

Level One, 31 Sherwood Road
Toowong, Brisbane, Queensland 4066

(07) 3870 3333
info@brisbanesmiles.com.au
www.brisbanesmiles.com.au

Copyright (c) Brisbane Smiles 2019 All Rights Reserved. No part of this publication may be reproduced without Brisbane Smile's express consent.

Did you find this publication helpful? Provide your feedback at www.brisbanesmiles.com.au/publication-feedback

Content in this brochure is for information purposes only and should not be regarded as dental or medical advice. Information is not comprehensive and there are no guarantees to the accuracy or completeness of the information. Any surgical or invasive procedure carries risks. Before proceeding, you should seek an opinion from an appropriately qualified health practitioner. Individual results will vary.